






































# Stitch Overview

## Utility Stitches

Stitch	No	Name	Description
	1	Straight stitch	For seaming and topstitching. Select from 29 different needle positions.
	2	Stretch triple straight stitch	Reinforced seam. Topstitching.
	3	Straight stitch reverse	Sew continuous reverse.
	4	Zigzag stitch	Reinforce seams, clean finish, stretch sewing, lace insertion.
	5	Zigzag stitch, right or left needle position	Reinforce seams, clean finish, stretch sewing.
	6	Z-zigzag stitch	Appliqué, couching, eyelets.
	7	Stretch triple zigzag stitch	Elastic stitch for decorative hems or topstitching.
	8	Three-step zigzag stitch	Sewing elastic, darning, patching.
	9	Elastic stitch	Sewing elastic, darning, patching.
	10	Triple stretch stitch	Sewing elastic, darning, patching and decorative sewing.
	11	Honeycomb stitch	Decorative stitch for stretch fabrics and hems. Also used with elastic thread in the bobbin.
	12	Bridging stitch	Joining fabrics and quilt batting, decorative stitch for quilting, hemstitching.
	13	Foundation elastic stitch	Joining stitch for undergarments, terry cloth, leather, bulky fabrics where overlapping the seams.
	14	Crosshem stitch	Elastic decorative hem for stretch fabrics.
	15	Blindhem stitch	Sewing blindhems on woven fabrics.
	16	Elastic blindhem stitch	Sewing blindhems on stretch fabrics.
	17	Stretch tricot stitch	Sewing seams on stretch fabrics.
	18	Closed overlock	Seam and overcast stretch fabrics in one step.
	19	Closed overlock	Seam and overcast in one step with reinforced edge.

Stitch	No	Name	Description
	20	Elastic overcast	Seam and overcast stretch fabrics in one step.
	21	Overlock	Seam and overcast in one step, patch, hem.
	22	Closed overlock	Seam and overcast in one step, patch, hem.
	23	Stretch knit overlock	Seam and overcast stretch fabrics in one step.
	24	Closed overlock blind hem	Create decorative overlock blindhem for stretch fabrics.
	25	Linen buttonhole	Buttonhole for blouses, shirts and linen.
	26	Standard buttonhole	Basic buttonhole for blouses, shirts and jackets. Also for pillow cases.
	27	Rounded buttonhole with lengthwise tack	Buttonhole for garments.
	28	Eyelet buttonhole with pointed	Tailors buttonhole or decorative buttonhole.
	29	Eyelet buttonhole with lengthwise tack	Tailors buttonhole for jackets and trousers.
	30	Rounded buttonhole	Buttonhole for light garments or jackets.
	31	Stretch buttonhole	Buttonhole for stretch fabrics.
	32	Button sewing	Sew on buttons or tacking.
	33	Eyelet	Heirloom sewing decorative trim.
	34	Programmable darning stitch	Darning holes or damaged fabric.
	35	Programmable reinforced darning stitch	Reinforced darning holes or damaged fabric.
	36	Bartack	Automatically reinforce seams and pockets.
	37	Denim bartack	Automatically reinforce seams and pockets decoratively.

## Quilt Stitches

38	39	40	41	42	43	44	45	46	47	48	49	50	51	52
53	54	55	56	57	58	59	60	61	62	63	64	65	66	67

## Needle Art Stitches

68	69	70	71	72	73	74	75	76	77	78	79	80	81	82
83	84	85												






## Satin Stitches

86	87	88	89	90	91	92	93	94	95	96	97	98	99	100
101	102	103	104	105										

## Decorative Stitches

106	107	108	109	110	111	112	113	114	115	116	117	118	119	120
121	122	123	124	125	126	127	128	129	130	131	132	133	134	135
136	137	138	139	140	141	142	143	144	145					

## Optional Feet Stitches

	146	Beading stitch, 4–6mm	For sewing on pearls, beads etc. Requires optional Beading foot (part number 820605–096)
	147	Candlewicking	Create the look of hand embroidered French knots. Requires optional Candlewicking Foot for IDT™ system (part number 820613–096).
	148	Candlewicking	Create the look of hand embroidered French knots. Requires optional Candlewicking Foot for IDT™ system (part number 820613–096).
	149	Joining and edging stitch	For joining two pieces of fabric. Requires optional Join and Fold Edging Foot for IDT™ system (part number 820931–096).
	150	Joining and edging stitch	For joining two pieces of fabric. Requires optional Join and Fold Edging Foot for IDT™ system (part number 820931–096).

## Alphabets

### Block

ABCDEFGHIJKLMNOPQRSTUVWXYZ  
 abcdefghijklmnopqrstuvwxyz  
 Å Ä Ö Ù Æ Ø Ñ Ò & ? !  
 å ä å ö è é ê ë ï ó ô æ ø ù ú û ü ç ñ ' @  
 1234567890.,- \_

### Cyrillic

А Б В Г Д Е Ж З И Й К Л М Н О П Р С Т У Ф Х Ц Ч  
 Ш Щ Ъ Ы Ь Э Ю Я  
 а б в г д е ж з и й к л м н о п р с т у ф х ц ч ш щ ъ ы ь э ю я  
 1234567890ё&?!'@.,- \_